

FRAME & CHASSIS

helmets & accessories

apparel

accessories

carriers & racks

bumpers & winches

plows & implements

frame & chassis

utv accessories

body

handlebar

cables & levers

engine

fuel & intake

electrical & ignition

clutch

drive

bearings

brakes

suspension & steering

tires & wheels

chemicals


tools

go cart

trailer accessories



PRO ARMOR



750 BRUTE FORCE

A-ARM ARMOR

BRUSHED ALUMINUM

A-Arm Armor protects your ATV's fragile undercarriage and suspension components from major damage. If you ride in the desert or rocky terrain, A-Arm Armor is a must have item! Sold in pairs.



HONDA	YEAR	LOCATION	CAT.#	
TRX300EX	93-08	FRONT	PA00004	\$89.50
TRX400EX	99-08	FRONT	PA00014	99.50
TRX450R	04-08	FRONT	PA06004	99.50

KAWASAKI				
KFX700	03-08	FRONT	PA00003	89.50
750 BRUTE FORCE	05-07	REAR	PA11003	99.50

SUZUKI				
KING QUAD 700	05-08	FRONT	PA07005	99.50
		REAR	PA11005	99.50

YAMAHA				
RAPTOR 700R	06-08	FRONT	PA00006	99.50
YFZ450	04-08	FRONT	PA00006	99.50

SWING ARM GUARDS BASH PLATES

BRUSHED ALUMINUM

KAWASAKI	YEAR	LOCATION	CAT.#	
KFX700	03-08	SWING ARM	PA02003	\$49.50
POLARIS	YEAR	LOCATION	CAT.#	
SPORTSMAN 600/700	03-07	REAR BASH	PA15002	49.50

- Made from ultra tough 1/4" aluminum plate.
- Unique gusseted design assures maximum durability & strength.
- Strongest on the market.



PRO ARMOR

NERF BARS

All Pro Armor Nerf bars are 100% fit checked to assure easy installation.

Unique design covers much more than any other Nerf bar.

4000 pounds tensile strength webbing which is also UV coated for extraordinary sun protection and strength.

Uses strong 6061-T6 aluminum material.

Built-in heel guards.

Strongest nerf bars available.

Riveted logo plate.

SPORT SERIES NERF BARS

BRUSHED ALUMINUM

- A more affordable solution when using original heel guards & foot pegs.
- Same bullet proof strength, quality & durability as our other nerf bars.
- Unique and tough mounting system.
- 100% inspected for a 100% perfect fit every time!
- NO U BOLTS!

SOLD IN PAIRS

YAMAHA				
YFZ450	04-08		PA03007	\$203.95



PRO ARMOR

FRAME & CHASSIS



MAXI-MISER FOOT PEGS

These foot pegs wrap around your stock pegs to give you more surface area to support your weight during aggressive riding. They are also taller and longer with kick up ends and a better grip. Mounting hardware included.



HONDA			
TRX450R	04-08	PA05014	\$49.50

YAMAHA			
YFZ400	04-08	PA05006	49.50
RAPTOR 700	06-08	PA05006	49.50



FORGED WIDE FOOTPEGS SETS

Our extra heavy-duty forged steel footpegs are built tough. All are made extra-wide for increased grips and better balance.



HONDA			
CR125/250	95-99	EM5011292	\$77.95
KAWASAKI			
KX125/250	88-96	EM5011294	77.95
KX125/250	97-03	EM5011295	77.95
KLX250R	89-94	EM5011294	77.95
KX500	88-03	EM5011294	77.95
KTM			
125/200/250	98-03	EM5011295	77.95
300/380	98-03	EM5011295	77.95
SUZUKI			
RM125/250	91-03	EM5011296	77.95
RMX250	93-98	EM5011296	77.95
YAMAHA			
YZ125/250	95-99	EM5011292	77.95
WR400	98	EM5011292	77.95
YZ400	98	EM5011292	77.95

EMIGGO FOOTPEG SET FOR HONDA XR

Complete set of folding rear footpegs for Honda XRs. Each set includes mounting brackets.




EM5405420 \$10.75

FULL LENGTH/FRONT/MID/REAR FRAME ARMOR/SKID PLATE

Frame Armor is the best way to protect your valuable ATV. High quality, lightweight aluminum Frame Armor will ward off rocks that could ruin your frame or easily crack the engine case. Access holes allow you to maintain your ATV without having to remove the Frame Armor.

BOMBARDIER	YEAR	LOCATION	CAT.#	
DS650	00-05	FULL	PA01001	\$99.50
KAWASAKI	YEAR	LOCATION	CAT.#	
KFX700	03-08	FRAME	PA01003	99.50
750 BRUTE FORCE	05-07	REAR	PA10003	69.50
POLARIS	YEAR	LOCATION	CAT.#	
PREDATOR	03-08	FULL	PA01002	99.50




750 BRUTE FORCE



TRX300EX



KFX700



- helmets & accessories
- apparel
- accessories
- carriers & racks
- bumpers & winches
- plows & implements
- frame & chassis
- utv accessories
- body
- handlebar
- cables & levers
- engine
- fuel & intake
- electrical & ignition
- clutch
- drive
- bearings
- brakes
- suspension & steering
- tires & wheels
- chemicals
- tools
- go cart
- trailer accessories

FRAME & CHASSIS

CARBON FIBER FRAME GUARDS

- Hand laminated carbon fiber construction.
- Matte finish surface treatment.
- Smooth contoured shape.
- Left and right side with hardware.

SUZUKI			
RM125	04-05	211234	\$19.50



BRUSHED ALUMINUM SKID PLATE

- For abusive applications.
- Mounting brackets and hardware included.

HONDA			
CR80	99-01	208011	\$13.50
CR125	00-01	201211	13.50
KAWASAKI			
KX125	99-02	201221	13.50
KX250	99-02	202521	13.50
SUZUKI			
RM125	01-05	201231	13.50
YAMAHA			
YZ250F	01-02	202641	13.50
YZ450	99-01	202541	13.50
YZ400/426F	99-02	204241	13.50



CARBON SKID PLATE

- Hand laminated construction
- Ballistic grade carbon fiber material
- 20-30% lighter than comparable aluminum skid plates
- Extruded aluminum mounting brackets and stainless steel hardware included
- Matte finish

SUZUKI			
RM125	01-05	231231	\$19.50
RMZ250	04-05	232634	19.50
YAMAHA			
YZ450F	03-05	234543	19.50



PLASTIC DIRT BIKE SKID PLATE


HONDA				
CR250	97-99	BLACK	19952605	\$12.50
XR250	92-95	WHITE	19951506	12.50
XR250/400	96-04	BLACK	19952205	12.50
KAWASAKI				
KX125/250	87-89	WHITE	19950206	12.50
KX500	87-04	WHITE	19950206	12.50
YAMAHA				
WR250	91-98	WHITE	19950706	12.50
YZ250	90-04	WHITE	19950706	12.50

The picture shows a sample shape/model. Available colors per model please check application



DIRT BIKE SKID PLATE

HONDA				
CRF450R	02-05	Black	MM630032	\$17.50
YAMAHA				
YZ250F	01-02	Blue	MM630477	17.50



BOOT GUARDS

KAWASAKI			
MULE	95-01	AE4448	\$17.50
YAMAHA			
BIG BEAR 400 4X4	97-99	AE4270	17.50
WOLVERINE W/SPORT RACK	94-99	AE4265	17.50
TIMBER WOLF	90-99	AE4459	17.50

You can't bend 'em or smash'em. CV joints, rubber boots, and drive shafts on ATVs are expensive and they need to be protected. Typical boot guards are installed with U-Bolts, this makes it difficult to install and the exposed threads are usually bent or smashed. These boot guards are designed with weld on clamps specifically located to fit to your quad. They are fastened with flat headed bolts. 10 and 12 gauge steel.



BRUSHGUARDS BY OXLITE USA MADE - DURABLE 10 GAUGE STEEL.

These rugged Brushguards are engineered to perfection, protecting both the ATV CV Joints and Rubber Boots. OxLite Guards cover a total area of 2.9 square feet • Easy to install - bolting directly to frame of the ATV for a perfect fit • All hardware and instructions included.

KAWASAKI			
300 BAYOU 4WD	92-99	21310	\$12.50
300 4WD PRAIRIE	00	21360	12.50
400 BAYOU 4WD	92-99	21310	12.50
400 PRAIRIE 4WD	96-98	21340	12.50
400 PRAIRIE 4WD	99	21360	12.50
400 4WD PRAIRIE	00	21360	12.50
SUZUKI			
LT500 RUNNER 4WD	98	21430	12.50



STICK STOPPERS



Tough 3/16" steel C.V.Joint and rubber boot protectors for 4x4.

SUZUKI			
LTF 500	98-00	15252	\$19.50



FRAME & CHASSIS

maier
USA

ATV SKID/BASH PLATES

- Made of a high density polyethylene for extra strength
- Designed to offer extra protection for the frame and motor from rocks and logs on the trail.



HONDA				KAWASAKI					
TRX 250R	86-89	RED	MM630816	\$92.30	KLF 300 BAYOU 4X4	96-02	BLACK	MM631762	\$49.50
TRX 250 RECON D/ES	97-06	BLACK	MM630722	73.50	KLF 400 BAYOU 4X4	93-02	BLACK	MM631752	49.50
TRX 250EX SPORTRAX	01-05	BLACK	MM630722	73.50			OLIVE	MM631753	49.50
TRX 300 2WD/4WD	88-00	BLACK	MM630702	95.35	KFX 400	03-06	BLACK	MM631772	69.85
		RED	MM630706	95.35			GREEN	MM631773	69.85
		OLIVE	MM630703	95.35					
SUZUKI				YAMAHA					
TRX 300EX	93-07	RED	MM630796	75.35	LTZ 400	03-08	BLACK	MM631772	69.85
TRX 400EX	99-07	BLACK	MM630852	69.55			YELLOW	MM6317715	69.85
		RED	MM630856	69.55					
TRX 400 FOREMAN	95-98	BLACK	MM630732	98.35					
TRX 400 FOREMAN	99-04	BLACK	MM630712	84.65	YFM 350 WARRIOR	87-02	BLACK	MM631242	78.55
TRX 450ES FOREMAN	98-04	BLACK	MM630712	84.65	YFM 600 GRIZZLY	98-02	BLACK	MM631332	66.20
TRX 450R	04-08	BLACK	MM630862	74.50					
TRX 450S FOREMAN	98-04	BLACK	MM630712	84.65					
TRX 500FA RUBICON	01-07	BLACK	MM630742	66.50					

MOUNTING HARDWARE INCLUDED

PERFEX 1/8" ALUMINUM SPORT SKID PLATES

Skid plates are drilled and cut with a high definition plasma cutter to ensure a perfect fit every time.

BRUSHED
SILVER

HONDA			
TRX450R	05	MT159012	\$27.50
YAMAHA			
YFM350 WARRIOR	87-04	MT159003	27.50



PERFEX MANIAX 14G STEEL FULL SKID PLATE



MT158684

MT154621

Protects frame, motor, transmission and all other parts on your ATV. Replace also the front Skid Plates. Easy to install. Plated antirust black zinc. 14 G Steel. A must for ATVs without skid plates.

HONDA			
TRX 400 FOREMAN	95-04	MT154622	\$29.50
KAWASAKI			
KVF 400	97-02	MT155641	29.50

PERFEX 14G STEEL SKID PLATE

The perfex skid plates replace or supplement those wimpy original protective plates. Made from rust resistant zinc plated steel.



MT15620



MT15684

HONDA			
TRX 300	93-00	MT15620	\$16.50
TRX 350S, ES	00-03	MT15622	16.50
KAWASAKI			
KVF 400 PRAIRIE	97-02	MT15640	16.50
YAMAHA			
600 GRIZZLY	98-01	MT15684	16.50

helmets & accessories

apparel

accessories

carriers & racks

bumpers & winches

plows & implements

frame & chassis

utv accessories

body

handlebar

cables & levers

engine

fuel & intake

electrical & ignition

clutch

drive

bearings

brakes

suspension & steering

tires & wheels

chemicals

tools

go cart

trailer accessories

FRAME & CHASSIS



ATV RECEIVER HITCHES



helmets & accessories

apparel

accessories

carriers & racks

bumpers & winches

plows & implements

frame & chassis

utv accessories

body

handlebar

cables & levers

engine

fuel & intake

electrical & ignition

clutch

drive

bearings

brakes

suspension & steering

tires & wheels

chemicals

tools

go cart

trailer accessories

PINTLE STYLE

Expand the use of your ATV. Hitches Made in the USA. Constructed of heavy gauge steel, powder coated black, and custom fit to each machine. All models have a 3/4" hole for standard size hitch balls. Instructions and hardware included.

HONDA

TRX 250 S, ES RECON 97-05 **AE4509 \$33.80**

DRAW BAR STYLE

	1.25" DRAW BAR	2" DRAW BAR		
ARCTIC CAT				
375 4X4 AUTOMATIC 400	2002	AE4767	----	44.95
300 4X4	00-01	AE4686	----	44.95
400 4X4	00-01	AE4729	----	44.95
500 4X4 2X4	02	AE4767	----	44.95
500 4X4 2X4	02	AE4767	----	44.95
BOMBARDIER/CAN-AM				
OUTLANDERS	06-10	----	AE5704	61.75
RENEGADE 800	07-09	----	AE5701	61.75
TRAXTER 500	99-04	AE4706	----	43.80
TRAXTER XT	99-04	AE4706	----	43.80
QUEST 650	01-05	AE4706	----	43.80
QUEST 650 XT	01-05	AE4706	----	43.80
HONDA				
FOREMAN 500	04-09	AE4704R	----	43.80
TRX 450 FOREMAN 4X4	98-03	AE4684	----	44.95
TRX 250 S RECON	97-06	AE4691	----	44.95
TRX 300	88-01	AE4668	----	44.95
TRX 350 RANCHER ES	00-06	AE4704R	----	43.80
TRX 400 FOREMAN	99-03	AE4692	----	44.95
RINCON 650/680	03-09	AE5715	----	61.75
RUBICON 500	00-09	AE4704R	----	43.80

Receiver hitches are constructed from heavy grade steel and provide a 75 pound tongue capacity. Receiver hitches come standard with all mounting hardware and instructions. Powder coated black.

	1.25" DRAW BAR	2" DRAW BAR		
KAWASAKI				
KVF650 4X4 PRARIE	04-05	AE4824	----	44.95
KLF 400	95-99	AE4877	----	37.80
PRARIE 400	95-03	AE4694	----	44.95
POLARIS				
SPORTSMAN 700 TWIN	2002	AE4695	----	44.95
SPORTSMAN 500 HO	98-02	AE4695	----	44.95
SPORTSMAN 400	98-02	AE4695	----	44.95
SPORTSMAN 500 6X6	98-02	AE4695	----	44.95
MAGNUM 500	99-02	AE4681	----	44.95
MAGNUM 325	99-02	AE4681	----	44.95
XPEDITION 425	98-02	AE4681	----	44.95
XPEDITION 325	98-02	AE4681	----	44.95
XPLORER 400	99-02	AE4688	----	44.95
XPLORER 250 4X4	99-02	AE4688	----	44.95
SUZUKI				
QUADRUNNER EIGER	02-04	AE4819	----	44.95
VINSON 500 4X4	02-04	AE4819	----	44.95
QUADRUNNER LT-500 4X4	00-04	AE4679	----	44.95
QUADRUNNER LT-250 4X4	00-01	AE4679	----	44.95
QUADRUNNER LT-4WD	00-01	AE4679	----	44.95



1.25" DRAW BAR 2" DRAW BAR

SUZUKI CONTINUED				
QUADMASTER	00-01	AE4679	----	44.95
KING QUAD, LT 250, LT 4X4	98-01	AE4683	----	44.95
YAMAHA				
BIG BEAR 400 4X4	99-02	AE4717	----	44.95
BIG BEAR 400I	07-09	----	AE5711	61.75
GRIZZLY 350/400/450	07-09	----	AE5711	61.75
GRIZZLY 660 4X4	2002	AE4822	----	44.95
KODIAK 400 4X4	99-02	AE4690	----	44.95
KODIAK 400I/450I	2006	AE5711*	----	61.75
WOLVERINE 350 4X4	95-05	AE4700	----	43.80
GRIZZLY 600	98-01	AE4675	----	32.95



ATV 2" IRS RECEIVER HITCHES



FITS POLARIS:

Sportsman 335 4x4	1999-2000
Sportsman 500 4x4	1996-2000
Sportsman 500 4x4 RSE (Remington Special Edition)	2000
Sportsman 500 H.O. 4x4	2001-2002
Sportsman 500 H.O. 4x4	
DUSE (Ducks Unlimited Special Edition)	2001-2002
Sportsman 500 H.O. 4x4 Freedom	2002
Sportsman 500 H.O. 4x4	
RSE (Remington Special Edition)	2001-2002
Sportsman 500 H.O. X 4x4	2002
Xplorer 400 4x4	1999-2001
Sportsman 450 4x4	2005-2007
Sportsman 500 H.O. 4x4	2005-2008
Sportsman 500 EFI 4x4	2008
Sportsman 600 Twin	2005
Sportsman 700 Twin	2005-2007
Sportsman 800 Twin EFI	2005
Sportsman 800 Twin EFI	2006-2008
Sportsman 800 Twin EFI	2006-2008

UNIVERSAL

- Fits most ATVs with independent rear suspension
- Hitch pin and mounting hardware included



KP85100 \$79.99

FITS SUZUKI:

KingQuad 700	2005-2007
KingQuad 750AXi (All Colors)	2008
KingQuad 450AXi (All Colors)	2008
KingQuad 400FS	2008
TwinPeaks 700	2004-2007
Vinson 500	2002-2007
Eiger 400	2002-2007

FITS YAMAHA:

YFM400FA Kodiak 4x4 Ultramatic	2005-2006
YFM400FAH Kodiak 4x4 Ultramatic Hunter Edition	2005
YFM450FA Kodiak 4x4	2005
YFM450FAH Kodiak 4x4 Hunter Edition	2005-2006
YFM450FSE Kodiak 4x4 Special Edition	2006
YFM660F Grizzly 4x4	2002-2004
YFM660FA Grizzly 4x4	2005-2006
YFM660FAH Grizzly 4x4 Hardwoods Hunter Edition	2005-2006
YFM660FAHW Grizzly 4x4 Wetlands Hunter Edition	2005
YFM660FH-H Grizzly 4x4 Hardwoods Hunter Edition	2003
YFM660FLE Grizzly 4x4 Limited Edition	2003-2005
Big Bear 400 IRS - Exploring Edition	2007
Grizzly 700 FI Auto 4x4, DU Edition, EPS-SE, EPS (Remove Stock Ball Hitch Mount)	2007-2008
Grizzly - 660 Auto 4x4	2006 - 2008
Grizzly - 450 Auto 4x4 IRS SE	2006 - 2008
Grizzly - 400 Auto 4x4	2005 - 2008
Big Bear 400 IRS	2007-2008

CAN AM OUTLANDER

- Hitch pin and mounting hardware included
- Designed specifically for Can Am atv models

KP85110 \$79.99



FITS BOMBARDIER/CAN-AM:

Outlander 400, 500, 650, 800 & Renegade* 2006-2008
 *Note: Can-Am Renegade Requires Can-Am Outlander Factory Ball Mount Bombardier P/N:70520112

HONDA RANCHER

- 2" receiver hitch for Honda Rancher models
- For off-road use only

KP85145 \$79.99



FITS HONDA:

AT Models (all) All

POLARIS SPORTSMAN XP

- 2" receiver hitch for the new Polaris Sportsman XP models
- Heavy-duty, frame mounted hitch for ground engaging and heavy towing capabilities
- For off-road use only

KP85190 \$79.99



POLARIS X2/TOURING

- 2" receiver hitch for Polaris X2/Touring models
- Heavy-duty, frame mounted hitch for ground engaging and heavy towing capabilities
- For off-road use only

KP85170 \$79.99



FITS POLARIS:

Sportsman 800 EFI Touring	2008
Sportsman 500 EFI Touring	2008
Sportsman 700 EFI X2	2006-2008
Sportsman 500 EFI X2	2006-2008



ATV 2" SWINGARM RECEIVER HITCHES



HONDA FOREMAN (TWIN SHOCKS)

- Fits most Honda Foreman models (twin shocks)
- Hitch pin and mounting hardware included

FITS HONDA:

TRX450ES Foreman ES 4x4	1998-2001
TRX450S Foreman S 4x4	1998-2001
TRX450ES Foreman ES 4x4	2000-2004
TRX450FM Foreman S	2000-2002
TRX450FM Foreman S 4x4	2000-2004
TRX450S Foreman S 4x4	2000-2001
TRX500FA Foreman Rubicon 4x4	2001-2005
TRX500FGA Foreman Rubicon 4x4 GPScape	2004-2008
TRX500FE Foreman ES 4x4	2005-2008
TRX500FM Foreman S 4x4	2005-2008
TRX500TM Foreman	2005-2008



KP85150 \$79.99

HONDA RANCHER (SINGLE SHOCK)

- Fits most Honda Foreman models (twin shocks)
- Hitch pin and mounting hardware included

FITS HONDA:

TRX350FE Rancher ES 4x4	2000-2008
TRX350FM Rancher 4x4	2000-2008
TRX350TE Rancher ES	2000-2008
TRX350TM Rancher	2000-2008
TRX420 Rancher (all)	2006-current



KP85155 \$79.99

KAWASAKI (PRAIRIE/BAYOU)

- Fits most Kawasaki non-independent rear suspension ATV models 2002 and newer
- Hitch pin and mounting hardware included

FITS KAWASAKI:

KVF360A Prairie 4x4	2003-2004
KVF360B Prairie 2x4	2003-2004
KVF360C Prairie 4x4 Camo	2003-2004
KVF360C Prairie 4x4	2004-2008
KVF650A Prairie 4x4	2002-2003
KVF650B Prairie 4x4 Camo	2003
KVF700A Prairie 4x4	2004-2006
KVF700B Prairie 4x4 Camo	2004-2005



KP85160 \$79.99

SUZUKI (EIGER/VINSON)

- Fits most Suzuki ATV models with straight axle
- Hitch pin and mounting hardware included

FITS SUZUKI:

Vinson 500	2002-2007
Eiger 400	2002-2007



KP85180 \$79.99

MULTI-HITCHES

VERSATILE TO HANDLE ALL YOUR TOWING NEEDS, THESE MULTI HITCHES DO IT ALL!

BOLT ON 3-WAY HITCH

Our Kolpin Bolt-on 3-Way Hitch provides three easy mounting options; ball (not included), clevis and tow hook mount which will not effect ground clearance.

Features:

- For 3/4" shaft trailer ball (not included)
- For off road use only
- Not recommended for use with the Kolpin DirtWorks 3-Point Hitch System

KP85630 \$34.99



BOLT ON ATV RECEIVER HITCH

Versatile to handle all your towing needs, this multi-hitch does it all! The innovative design enables multiple towing capability with the ball mount, pin mount or tow loop and fits most atvs with factory hitch.

Features:

- Heavy-duty 2" receiver mount for additional ball mount inserts
- Reversible for trailer hitch height adjustment
- Durable powder coat finish for long life
- Accommodates 3/4" shaft trailer balls (not included)
- For off-road use only

KP85640 \$62.99



3-WAY 1-1/4" MULTI HITCH

- Heavy-duty drawbar fits 1-1/4" receiver hitches
- Side loops for tie down, tow straps or safety chain attachment
- Durable powder coat finish for long life
- For off-road use only

KP85610 \$37.99



3-WAY 2" MULTI HITCH

- Heavy-duty drawbar fits 2" receiver hitches
- Side loops for tie down, tow straps or safety chain attachment
- Durable powder coat finish for long life
- Use with all Kolpin 2" heavy-duty hitches
- For off-road use only

KP85620 \$37.99



QUAD HITCH

• This rugged hitch provides 4 attachment points for the exceptional versatility • Innovative design prevents hitch from movement • Quickly and easily mounts to any atv equipped with a factory hitch • Use a ball hitch ball, clevis pin or chain hooks without changing hitches • Two tow loops provide the perfect anchor point for pulling with a tow strap or winch cable • Includes 3/4" hardened mounting bolt with nylon locking nut • Certain models may require mounting below the tongue

KP97100 \$37.50



QUAD RECEIVER HITCH

• This rugged hitch provides 4 attachment points for the exceptional versatility • Innovative design prevents hitch from movement • Quickly and easily mounts to any atv equipped with a factory hitch • Use a ball hitch ball, clevis pin or chain hooks without changing hitches • Two tow loops provide the perfect anchor point for pulling with a tow strap or winch cable • Includes 3/4" hardened mounting bolt with nylon locking nut

KP97120 \$49.50



ATV 2 WAY HITCH

Universal - fits all atvs that have a trailer hitch system for all atvs with existing hitches.

AE4841 \$32.25



UNIVERSAL RECEIVER HITCH

Universal Receiver Hitch adds a 1-1/4" receiver hitch system for all atvs with existing hitches.

AE4877 \$37.80 ea



helmets & accessories

apparel

accessories

carriers & racks

bumpers & winches

plows & implements

frame & chassis

atv accessories

body

handlebar

cables & levers

engine

fuel & intake

electrical & ignition

clutch

drive

bearings

brakes

suspension & steering

tires & wheels

chemicals

tools

go cart

trailer accessories

Must bolt directly to your existing trailer hitch.

FRAME & CHASSIS



UTV 2" RECEIVER HITCHES

helmets & accessories

apparel

RANGER (FRONT)

KP85700 \$79.99

- 2" receiver hitch (front) for Ranger UTV model years 2008 and earlier



FITS POLARIS:

Ranger (all) Thru 2008

accessories

carriers & racks

bumpers & winches

UNIVERSAL (REAR)

KP90100 \$172.99

- Heavy duty 2" receiver hitch for UTVs (rear)



FITS CUB CADET:

Big Country 4x2 2005-current

FITS JOHN DEERE:

TS Series (all) 2005-current

plows & implements

frame & chassis

utv accessories

body

handlebar

KUBOTA RTV (REAR)

KP90200 \$172.99

- Frame mounted heavy-duty 2" receiver hitch for Kubota RTV (rear)



FITS KUBOTA:

RTV900/1100 2005-current

cables & levers

engine

fuel & intake

electrical & ignition

clutch

KAWASAKI MULE (REAR)

KP90250 \$137.99

- Frame mounted heavy-duty 2" receiver hitch for Kawasaki Mule (rear)
- Fits models 3010/4010 only, does not fit Mule 610



FITS KAWASAKI:

Mule 4x4 Diesel & Gas 2005-current

Mule Trans 4x4 3010/4010 2005-current

FITS QUV:

All Models 2005

bearings

brakes

suspension & steering

tires & wheels

RANGER RZR

KP90260 \$114.99

- 2" receiver hitch for Ranger RZR models
- Heavy-duty, frame mounted hitch for ground engaging and heavy towing capabilities
- For off-road use only



FITS POLARIS:

Ranger RZR 800 EFI 2008-current

chemicals

tools

go cart

trailer accessories



FRONT TOW HITCH

This heavy duty front tow hook consists of a high strength bracket that bolts to the front end of an ATV. This bracket provides a secure point to attach tow straps, ropes and winch cables for pulling. Installation requires no welding or drilling. Bracket bolts on in minutes using only simple hand tools and is zinc plated for rust resistance.



HONDA

TRX300	93+	
TRX350	Rancher	all
TRX400	Foreman	all
TRX450	Foreman	all

458693 \$26.95

FRONT TRAILER HITCH

- Fits Polaris 1-7/8" x 3/4"
- Trailer ball sold separately



RB03 \$19.50

TRAILER HITCHES

All hitches are made of heavy gauge steel, formed and welded to different sizes and strengths to fit each unit. Some hitches have 3 holes for multi-purpose use of different size balls, chain, etc. All hitches are bulk packaged with hardware and instructions.



SUZUKI

LT230S Quad Sport	85-86	CP1316	\$17.50
LT250E 4x4	84-86	CP1312	17.50

YAMAHA

YYFS200 Blaster	04-05	CP1305	17.50
YFM600 GRIZZLY	99-01	CP1259	17.50

TRAILER HITCH BALLS

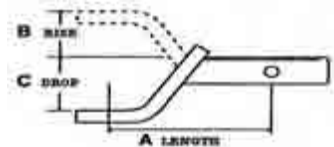


CAT. #	BALL	SHANK DIA.	LENGTH
BULK			
DT5012	1-7/8"	3/4"	1-1/2"
DT5022	1-7/8"	3/4"	2-3/8"
DT5062	2"	3/4"	1-1/2"

BALL MOUNTS

- Class II
- 1-1/4" x 1-1/4"
- Zinc finish

MAX WEIGHT	BALL HOLE	A. LENGTH	B. RISE	C. DROP	BOXED W/ PIN & CLIP	
3500 / 300	3/4"	7"	5/8"	1-1/4"	DT36051	\$25.60
3500 / 300	3/4"	9-3/4"	5/8"	1-1/4"	DT36053	25.60
3500 / 300	3/4"	9-3/4"	3-1/8"	---	DT36061	25.60
3500 / 300	3/4"	10"	5"	---	DT36065	25.60
3500 / 300	3/4"	7-3/16"	2-5/8"	3-1/4"	DT36071	25.60



SAFETY PINS

- Square loop pin
- 2 sizes
- yellow zinc plated
- 2 pieces per clamshell

CAT. #	SIZE	
BY6051	1/4" x 2"	\$2.20
BY6054	5/16" x 2-3/4"	2.10
BY6057	3/8" x 1-5/8"	2.30
BY6061	3/8" x 2-1/2"	2.30
BY6064	1/4" x 2-3/4"	2.20
BY6067	1/4" x 3-1/4"	2.20



HITCH PIN & CLIP



Display Packaged

CAT. # DT4666 \$4.40
DESCRIPTION 1/2" x 3" for 1-1/4" x 1-1/4" Ball Mount

Bulk
CAT. # BY190 2.10
BY200 2.10
PT028 0.55
DESCRIPTION 1/2" x 3" for 1-1/4" x 1-1/4"
5/8" x 3" for 2" x 2"
(Bulk) Clip Only

ATV DRAW BARS

- Allows you to use a ball mount or pull pin hitch without changing hitches • Utilizes standard 1-1/4" hitch receiver • Drop bar offsets 2"

AE4734 Drop Draw Bar \$36.55



JIMMY BAR

- The Jimmy Bar attaches to a standard 1-7/8" trailer ball at the rear of any atv
- Front hitch available (see RB03 above) for Polaris. For other machines a pin hole for front attachment is required.

RB01 Jimmy Bar With Plastic Case \$129.50



CLEARANCE LIMITED TO PRESENT STOCK

helmets & accessories

apparel

accessories

carriers & racks

bumpers & winches

plows & implements

frame & chassis

utv accessories

body

handlebar

cables & levers

engine

fuel & intake

electrical & ignition

clutch

drive

bearings

brakes

suspension & steering

tires & wheels

chemicals

tools

go cart

trailer accessories